

### 2.34 Windows® Mobile DealBook®

This build of the Windows® Mobile DealBook® software can be installed through your computer using Active Sync or you can install the software directly to your device using the .Cab file.

Once you install the new version of the Windows® Mobile DealBook® software you will find that the login screen has changed in the following ways:

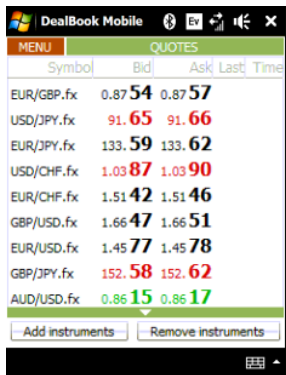


Once logged in you will see the following menu: Quotes, Orders, Positions, Accounts, Alarms, News

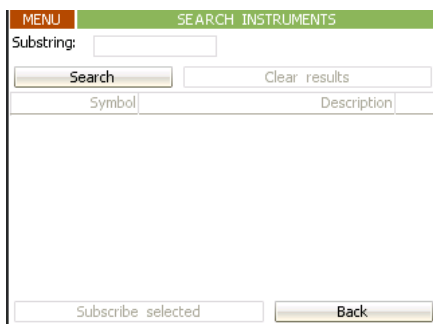


## Quotes

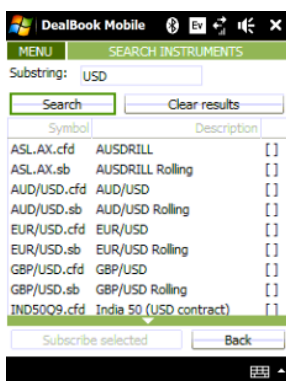
From Quotes we are able to see the “Quote Board” you will see from this menu you are able to Add and remove instruments as you need them



To Add in instrument scroll down until ‘Add Instrument’ is selected. Once you select ‘Add Instruments’ following screen will appear



From this screen enter the substring that you would like see and then select ‘Search’



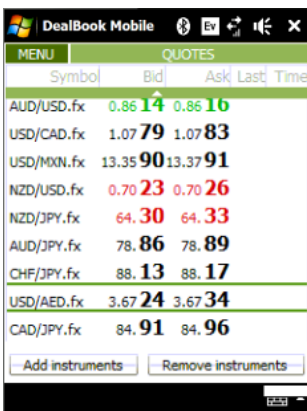
Once you select ‘Search’ you will be given a list of all the best possible matches, scroll through the list and mark your best possible matches



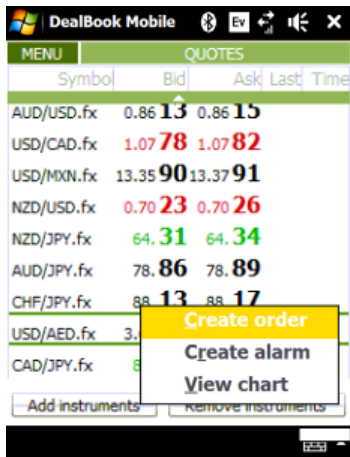
With the all the pairs that you would like to see now checked select 'Subscribe Selected'



Select 'OK' and you will be brought back to the 'Add Instruments' list. Select 'Back' you will be brought back to the Quote Board. You will then be able to see the instrument that you subscribed to.

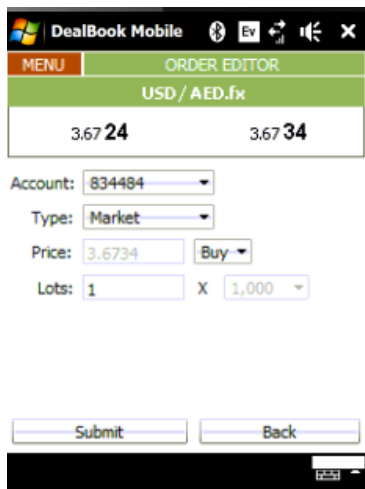


If you select one of the instruments from the quote board with your scroll wheel, menu will appear your options are to 'Create order', 'Create Alarm', Or 'View Chart'

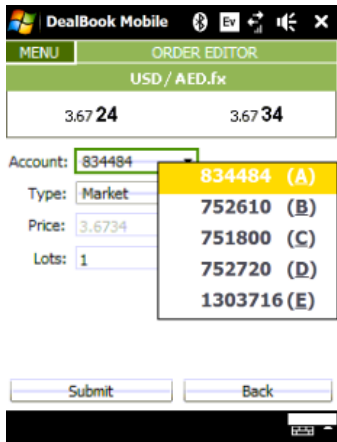


## Create Order

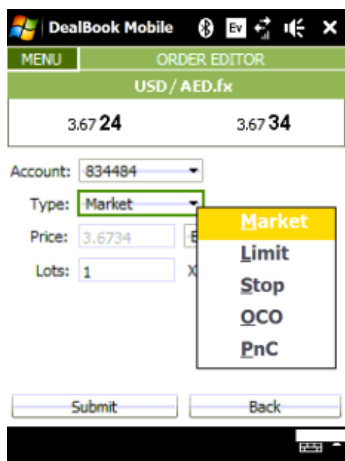
To create an order please push in on your scroll wheel with 'Create Order' selected.



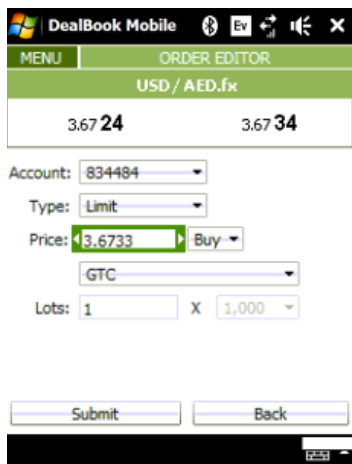
From here we can change the account number that we would like place this order on



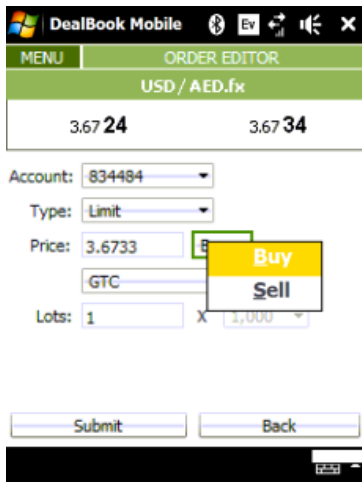
We are able to change the 'Type' of order you would like to do. You are able to choose between: Market, Limit, Stop, OCO and P&C.



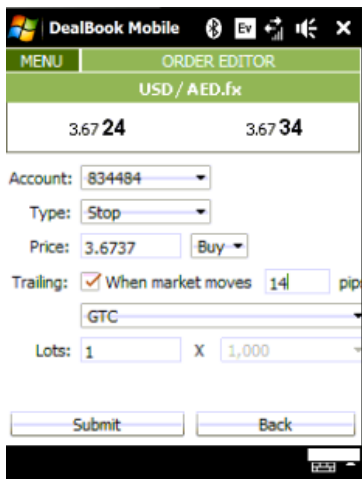
If you are doing a Stop, Limit, OCO or P&C order you are able to change the 'Price'



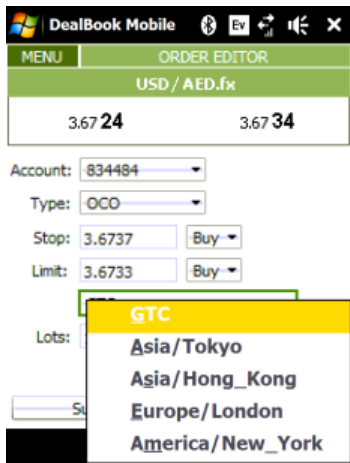
You are also able to change between 'Buy and Sell'



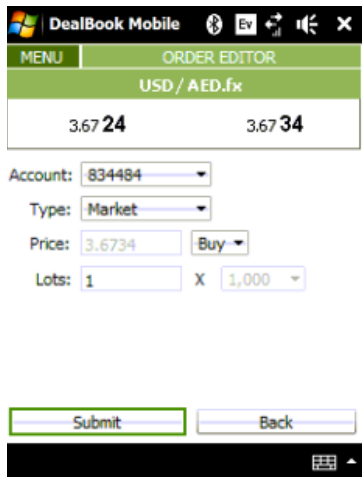
With the 'Stop' type order you are also able to enable 'Trailing' and edit the trailing price



On Stop, Limit, and OCO order types you are also able to change the close type. When selecting this we are able to choose between the following options: GTC, Asia/Tokyo, Asia/Hong\_Kong, Europe/London, America/New\_York



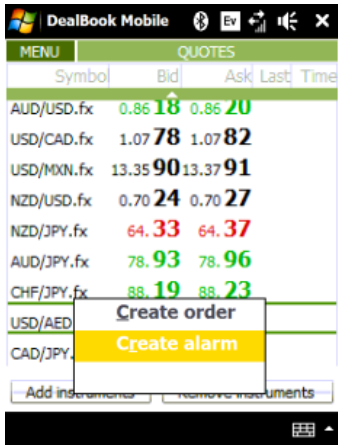
With your order the way you would like to see it select the 'Submit' icon



Once you select submit depending on the order type you will be taken to either the Orders or Positions screen. We will discuss these screens in more detail later in this guide.

## Create Alarm

To create alarms please select the desired currency pair from the quote board, select 'Create Alarm'



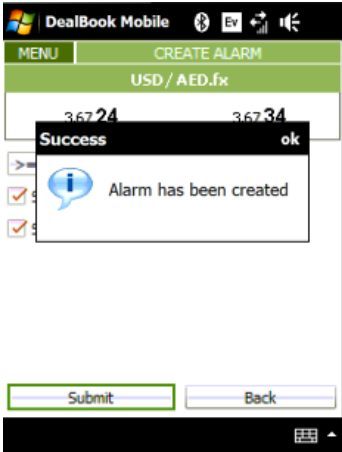
Once you select 'Create Alarm you will be taken to the following screen.



From here you can see that we are able to do four things: Change to greater than or equal to and less than or equal to, the price, Send Email, and Send SMS.

Once you have created your Price alarm the way you would like to see it please select 'Submit'

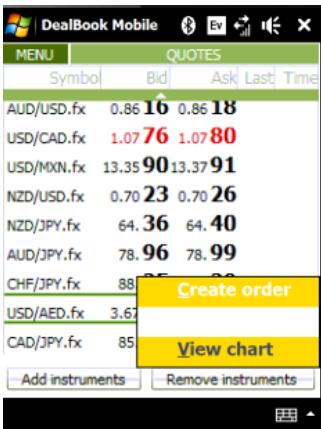
Once you have select submit please 'Select "OK'



Once you have selected 'Ok' you will be taken back to the 'create alarm' screen. You will be able to view your Alarms, from Alarms in the main menu.

### View Chart

From the quote board if you select your desired currency pair and push down on your scroll wheel you can then select 'View Chart'



Once you select view chart and with your scroll wheel you will be take to the following screen



From this screen you will be able to change the 'Chart Type', Time frame and add or remove indicators

### Chart Type

You are able to choose between: Candles, Bars, Lines



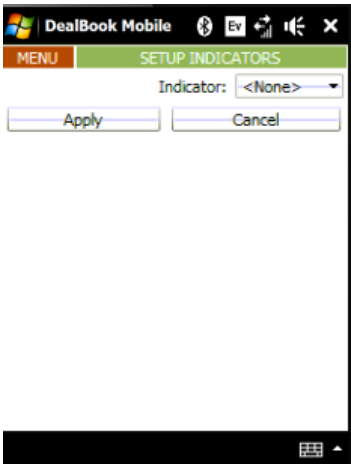
## Time Frame

You are able to choose between at 1-5 min chart. 10,15,20,25,30,35,40,45,50,55 min chart. 1,2,4,8 hour charts and weekly and monthly charts



## Setup Indicators

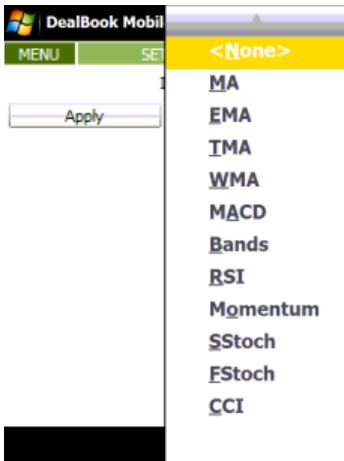
When you select 'Setup Indicators' you will be taken to this screen:



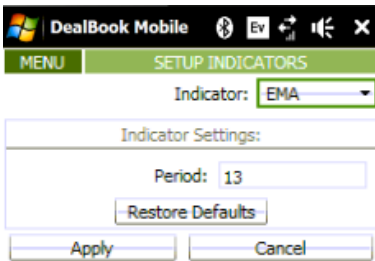
## Indicator

Under indicator you will be able to choose between the following:

None, MA, EMA, TMA, WMA, MACD, Bands, RSI, Momentum, SStoch, FStoch, CCI, Detrend, Ichimoku, UltOsc, I75 and LinReg



Once you have selected your Indicator you may need to change some settings. Once you have your indicator built the way you would like to see it select 'Apply'



Once you select Apply you will be taken back to your chart.



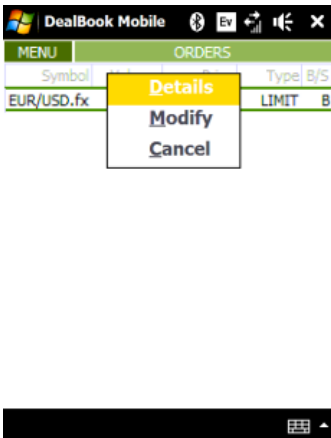
## Orders

Once a Working order has been placed you will be able to see it from this screen.

The screenshot shows the 'DealBook Mobile' application interface. At the top, there is a title bar with the application name and standard mobile navigation icons. Below the title bar, there is a menu bar with 'MENU' and 'ORDERS'. Underneath the menu bar, there is a table with the following data:

Symbol	Volume	Price	Type	B/S
EUR/USD.fx	1,000	1.4540	LIMIT	B

If you select the one of the orders you will be able to see: Details, Modify, and Cancel



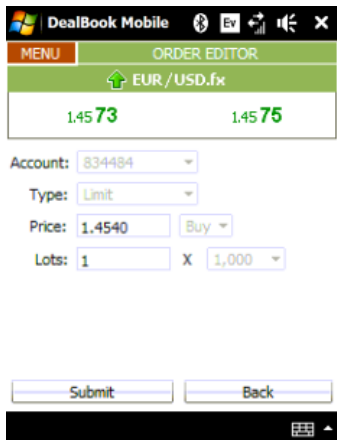
## Details

If you select Details you will be able to see information regarding your trade.



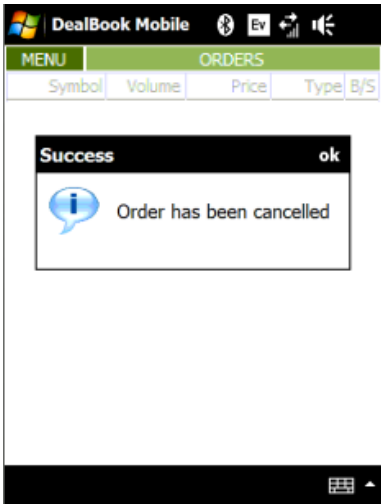
## Modify

If you select modify this will allow us to Make changes to your working order.



## Cancel

By selecting cancel you will see the following screen appear “Success: Order has been cancelled”:



Select Ok to back to the 'Orders' screen.

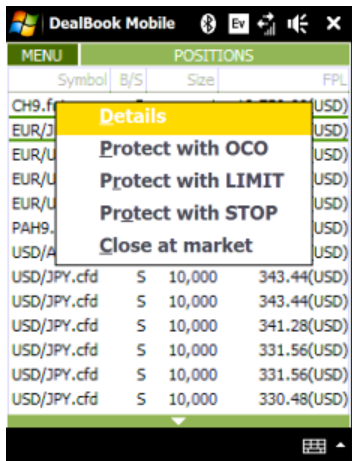
## Positions

The 'Positions' screen will allow to see all the positions that we have open.

The screenshot shows the DealBook Mobile application interface with the 'POSITIONS' screen selected. The screen displays a table of open positions with columns: Symbol, B/S, Size, and FFL. The table contains the following data:

Symbol	B/S	Size	FFL
CH9.fut	B	1	18,750.00(USD)
EUR/JPY.fx	B	4,000	-8.80(USD)
EUR/USD.fx	S	100,000	74.80(USD)
EUR/USD.sb	S	1	5.50(USD)
EUR/USD.sb	S	1	5.50(USD)
PAH9.fut	S	1	68,500.00(USD)
USD/AED.fx	B	1,000	-0.16(USD)
USD/JPY.cfd	S	10,000	343.44(USD)
USD/JPY.cfd	S	10,000	343.44(USD)
USD/JPY.cfd	S	10,000	341.28(USD)
USD/JPY.cfd	S	10,000	331.56(USD)
USD/JPY.cfd	S	10,000	331.56(USD)
USD/JPY.cfd	S	10,000	330.48(USD)

If you select a position you will be able to see the following: Details, Protect with OCO, Protect, With Limit, Protect with Stop, or close at market.



## Details

Just like in 'Orders' you will be able to see details of that order.



## Protect with OCO, Stop or Limit.

If you select any of these three options it will allow you to protect your position with a working order. You will be able to view these under 'Orders'

## Close At Market

When you select close at market you will see the following message “Successful: Position is being liquidated”



Select “ok” to return to the ‘Positions’ screen.

## Accounts

From this screen you will be able to see list of all the account that you have access to from this login:

The screenshot shows the DealBook Mobile interface with the 'ACCOUNTS' screen. A table lists account details with columns for ID, Currency, and Cash. The data is as follows:

ID	Currency	Cash
957852	USD	90,673
834484	USD	39,838
752610	JPY	9,891,859
751800	USD	928,873
752720	USD	215,949
1303716	USD	790
1192374	USD	65,555

If you select any of the accounts you will be able to see the ‘Details’ on that account.

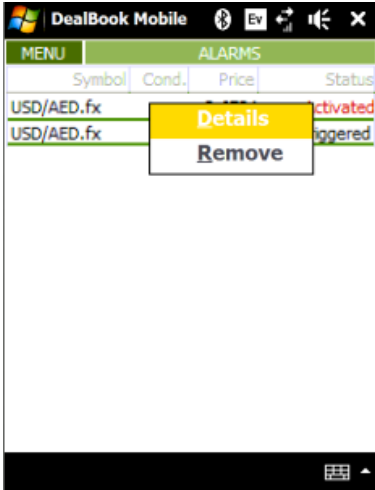


## Alarms

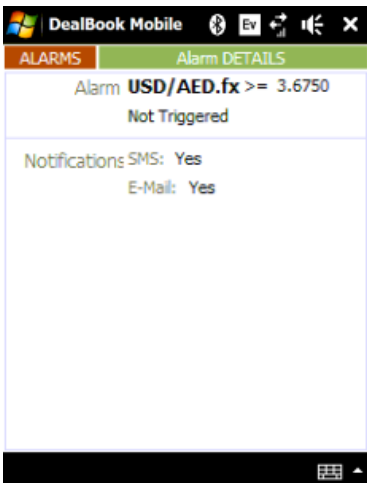
From Alarms, you will be able to see all the alarms that you have placed and see their status



By selecting one of the alarms and pushing in with your scroll wheel you will see the following: Details, Remove.



If we select Details that will show us the details of that Alarm.



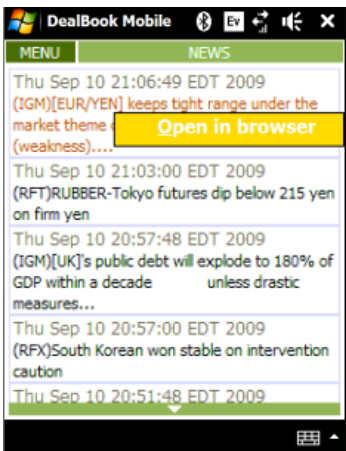
If you select 'Cancel' that will remove the alarm form the list.

## News

As long as you have news feed in your account you will be able to see the news reports from your Windows Mobile Device.



You can select one of the Articles and select 'Open in Browser' to read the full article.



**(IGM)[EUR/YEN] keeps tight range under the market theme of Dlr's direction (weakness)....**

[EUR/YEN] keeps tight range under the market theme of Dlr's direction (weakness). The pair fell to 133.31 via the 133.60-50 stops yesterday, tried downside for about 1 2/1 hour, then rebounded briefly through 134.00 to end the NY session at 133.76. The pair is pressed by real money sales this morning, but holds above the overnight low, and is inside the Ichomoku cloud (133.11-134.29). Bids are noted around 133.00. 00:56 GMT - [UK]'s public debt will explode to 180% of GDP within a decade unless drastic measures are taken by the Govt to restore fiscal probity, according to a UK Telegraph AEP rpt. Quoting a confidential study by the European Commission, the projection is noted more than twice the level forecast UK Treasury, which expects debt to

GFT refers to Global Futures & Forex, Ltd. and all of its divisions, branches and subsidiaries, including Global Forex Trading, GFT Futures, FX 360, GFT Global Markets Asia Pte. Ltd., GFT Global Markets UK Limited and GFT DMCC. Global Futures & Forex, Ltd., doing business as Global Forex Trading and as GFT Futures, is registered with the U.S. Commodity Futures Trading Commission as a futures commission merchant, and is a member of the National Futures Association. In Japan, Global Futures & Forex, Ltd. is registered with the Financial Services Agency as a financial instruments firm and is a member of the Financial Futures Association of Japan. In Australia, GFT refers to Global Futures & Forex, Ltd., ARBN 103 508 461, Australian Financial Services License number 226625. For Australian investors, a Product Disclosure Statement (PDS) is available from the company website [www.gft.com.au](http://www.gft.com.au). Interested parties should read and consider the PDS before making any decision to deal in GFT products. In the United Kingdom, GFT is the business name of GFT Global Markets UK Limited, which is registered in England and Wales (Registration No. 5394757), with registered address of 34th Floor CGC 34-03, 25 Canada Square, London E14 5LQ, and is authorised and regulated by the Financial Services Authority. In Singapore, this information is made available to you by or for GFT Global Markets Asia Pte. Ltd. (Company Registration Number 200717665N). The contents hereof is available or accessible for informational purposes only and is not to be regarded as an offer or a solicitation to deal in any investment product or to enter into any legal relations, nor an advice or a recommendation with respect to such investment product. In Dubai, GFT is the business name of GFT DMCC, where GFT is Registered & Licensed as a FREEZONE Company under the Rules and Regulations of DMCCA, License Number DMCC-31136.™,™, GFT™, CFD 360™, Chart Studio®, DealBook®, Foresight-A.I.™, FX 360®, Spread Betting 360™, are either registered trademarks or trademarks of Global Futures & Forex, Ltd., in the United States and/or other countries. The absence of a name or logo in this list does not constitute a waiver of any and all intellectual property rights that Global Futures & Forex, Ltd. has established in any of its trademarks, service marks or logos. All other trademarks, service marks or logos are the property of their respective owners. Each investment product is offered only to and from jurisdictions where solicitation and sale are lawful, and in accordance with applicable laws and regulations in such jurisdiction. Trading of foreign exchange contracts, contracts for differences (CFDs), derivatives and other investment products which are leveraged, can carry a high level of risk and may not be suitable for all investors. It is possible to lose more than the initial investment. The risks must be understood prior to trading. © 2009 Global Futures & Forex, Ltd. All rights reserved. CD04U.083.092209